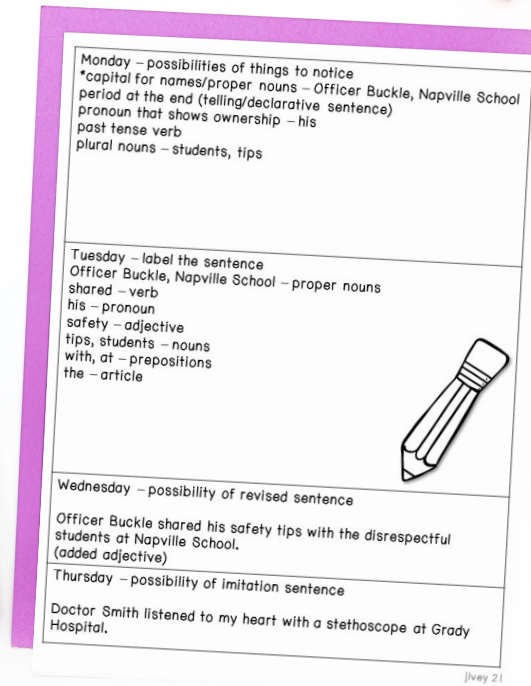
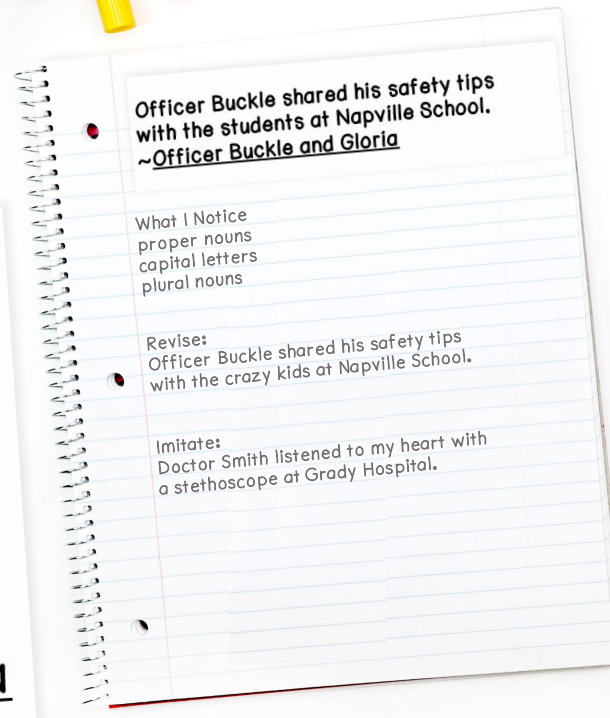
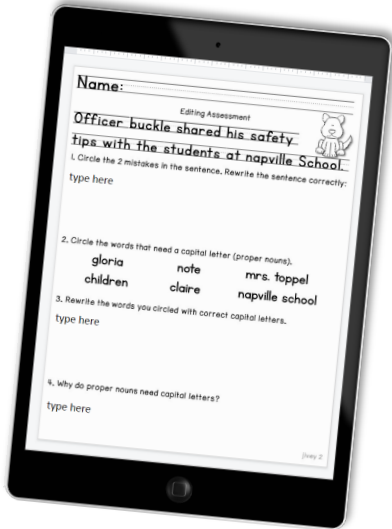


MENTOR SENTENCES

Teach grammar lessons that
STICK
in just 15 minutes per day!



Officer Buckle shared
his safety tips with the
students at Napville
School.
~Officer Buckle and Gloria



THE ROUTINE

Day 1

What do you **notice** about this sentence? You might see capitals, punctuation, exciting words, the type of sentence, or even special parts of speech. Write down what you **notice**!

Day 2



What **parts of speech** do you recognize in this sentence? Label the words you've learned, and learn about a special part of speech today.

Day 3

Revise the mentor sentence by making it more descriptive or exciting. Try adding or changing adjectives, verbs, or specific nouns. Remember to keep the meaning of the sentence **the same**!

Day 4



Imitate the mentor sentence by keeping the style and structure the same, but making it your own. You should create a **brand new sentence**!

No boring worksheets or lectures with mentor sentences!

Every day, students will be:

- ✓ diving into discussions about language
- ✓ analyzing and examining syntax, structure, and craft
- ✓ comparing words and phrases
- ✓ manipulating parts of sentences
- ✓ and **APPLYING** it all to their own writing.

Mentor Sentences teach **SO MUCH MORE** than grammar!

SPIRAL LEARNING

My students **enjoyed using these activities**. They were **so proud of themselves** as they were able to identify parts of a sentence.

It also helped **improve their writing sentences**.

Each week's lesson focuses on one or two grammar and language skills.

The exceptional models used each week as mentor sentences consistently expose students to new and previously learned skills.

The spiral nature of mentor sentences keeps the most important skills that we want them to apply to writing in front of them week after week.

This positively impacts retention, understanding, and student ability.

INSTRUCTIONAL SUPPORT

You don't need to be a "grammar guru"
to implement the mentor sentence routine.


I've done the hard work for every lesson – listing things
worth noticing about the sentence, researching the parts of
speech, plus revising and imitating the sentence.

You'll be able to refer to the cheat sheet
and even use my possibilities as your models!

Monday – possibilities of things to notice
*capital for names/proper nouns – Officer Buckle, Napville School
period at the end (telling/declarative sentence)
pronoun that shows ownership – his
past tense verb
plural nouns – students, tips

teacher-tested
in thousands of
classrooms!

Tuesday – label the sentence
Officer Buckle, Napville School – proper nouns
shared – verb
his – pronoun
safety – adjective
tips, students – nouns
with, at – prepositions
the – article



Wednesday – possibility of revised sentence

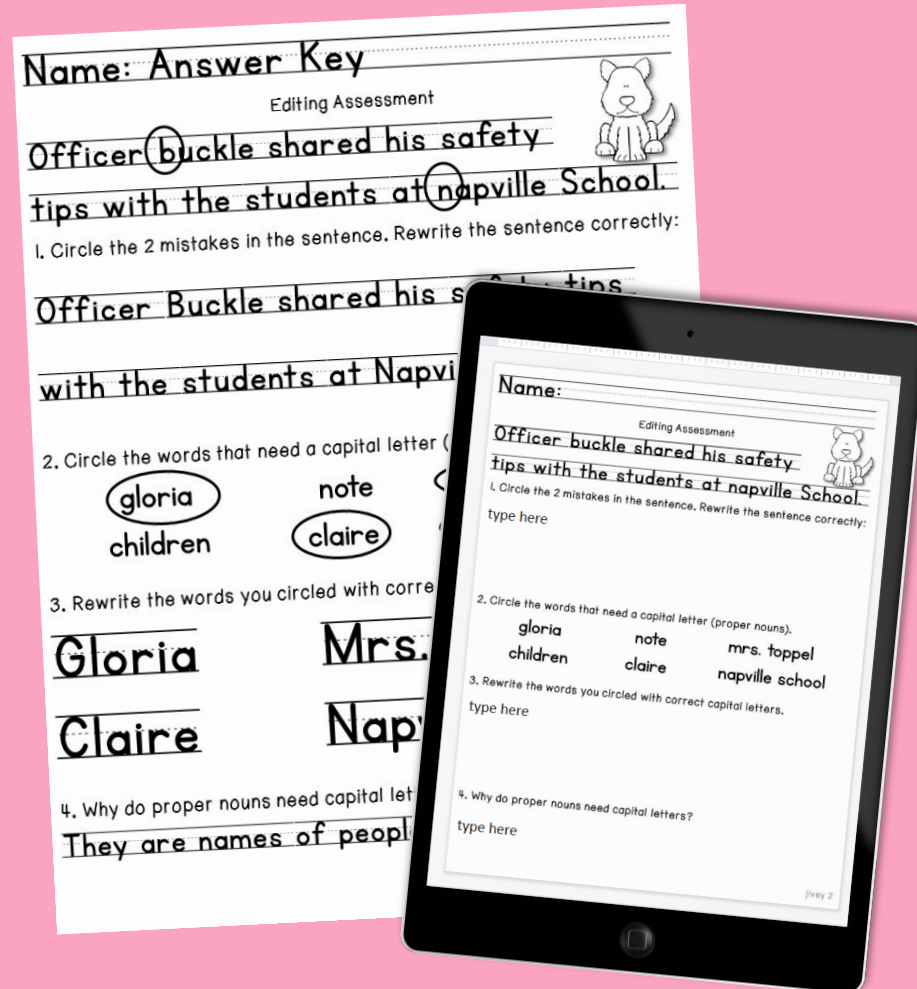
Officer Buckle shared his safety tips with the disrespectful
students at Napville School.
(added adjective)

Thursday – possibility of imitation sentence

Doctor Smith listened to my heart with a stethoscope at Grady
Hospital.

FORMATIVE ASSESSMENTS

Like any new process in the classroom, this needed a lot of front loading. Once we had the process down, **my students were engaged and challenged by this product**. Great examples of mentor sentences.



Quizzes provide students an opportunity for editing practice and to show understanding of the focus skill of the week.

Use the formative assessments (included in print and digital) to find out who may need additional support.

THE BOOKS USED ARE GREAT FOR READING & WRITING LESSONS, TOO!

My students needed a fun way to practice naming the parts of a sentence. When I found these, **I knew I had found the magic ticket** to support my kiddos.

They are **mastering the parts of a sentence** using the mentor text. I also love the added benefit of introducing students to noticing parts of a sentence that we haven't talked about yet. **Such an amazing preview.**

Don't own all the books? Most of the mentor texts used in the lessons are popular books that can be found in your media center, local library, or even a fellow teacher's classroom!

This resource is so helpful for teaching/reinforcing grammar concepts. **I love using read aloud books to model grammar concepts and this works beautifully.** Students really like the activities we complete as a whole class. It's great that the sentences are included for easy printing and **the lessons are easy for the teacher to follow.** There is also a lot of **flexibility** in using the lessons.

MENTOR SENTENCES & THE SCIENCE OF READING

Word Recognition × Language Comprehension = Reading Comprehension

Mentor sentences help students understand the functions of words, as well as see relationships between them.

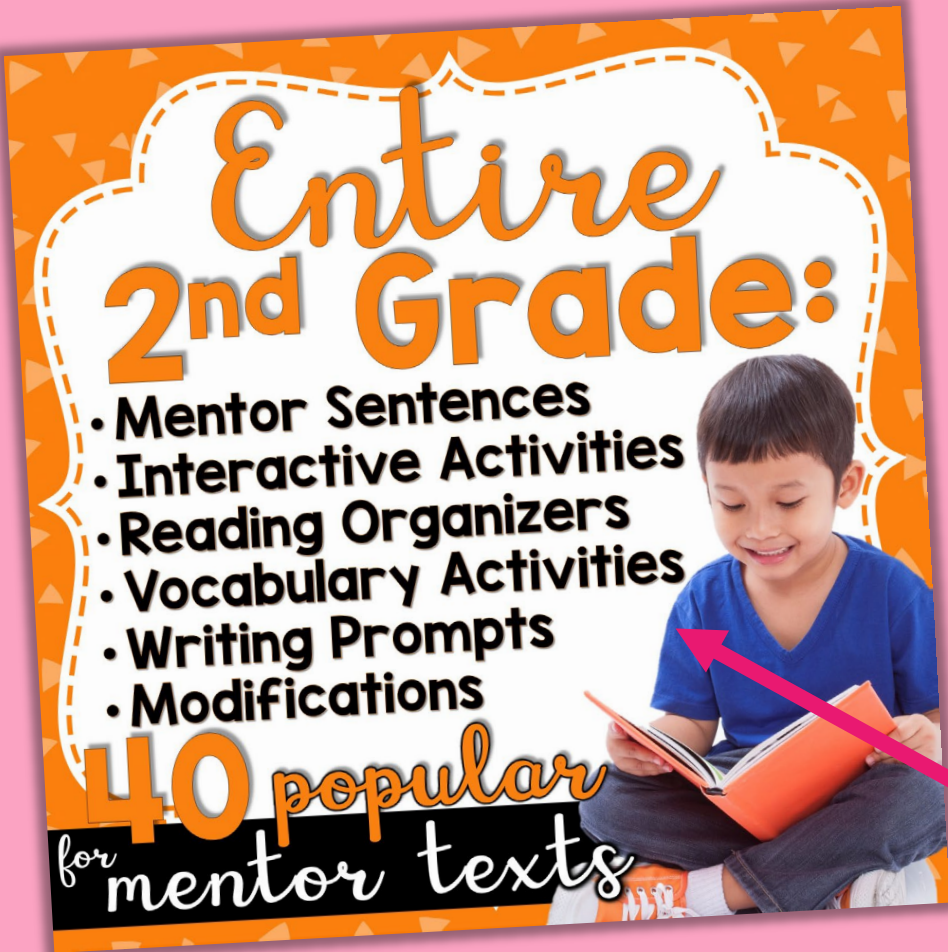
The books chosen for mentor sentence lessons expose students to a variety of genres, word choice, and craft.

Background Knowledge
Vocabulary Knowledge
Language Structures (Syntax)
Verbal Reasoning (Semantics)
Literacy Knowledge

Mentor sentences help students understand how words are organized in logical and meaningful sentences.

Mentor sentences help students develop a knowledge of language, and even allow them to alter the meanings of words and phrases.

BUY THE BUNDLE & SAVE!



The ENTIRE Second Grade Curriculum bundle includes

✓ all 40 weeks of the mentor sentence lessons

AND— for every book, you'll also get:

- ✓ interactive grammar activities
- ✓ reading organizers perfect for gradual release lessons
- ✓ contextual vocabulary activities
- ✓ themed writing prompts

check it out!

40
WEEKS!

FABULOUS FEEDBACK

JUST A FEW FROM OVER 10,000 ★★★★★ REVIEWS!

Mentor sentences are the BEST! I used the first grade ones and knew **I needed the second grade ones** when I changed positions. **The kids are engaged and interested in learning grammar.** The mentor texts are excellent and provided a great read aloud activity. My students **improved their writing skills** by **applying** what they had learned during our Mentor Sentence work. Thank you for this incredible resource!

Mrs. A123, 2nd Grade Teacher

We do not have a grammar piece to our curriculum and just by adding this routine my students have a much better handle on nouns, verbs, adjectives and **love to show off their creativity** on the last day when we "make it our own".

Lindsay B., 2nd Grade Teacher

THANK GOODNESS FOR THIS! My kids **actually enjoy word study** and love all the different lessons. I really appreciate how she gives us all of the labels in her guide, seeing as sometimes even I forget. **She takes all the prep out of it for you!** Such a good resource and **I can see the kids improving.**

Margaret Kelly R., 2nd Grade Teacher