

Causes of the Revolution

Interactive Activities



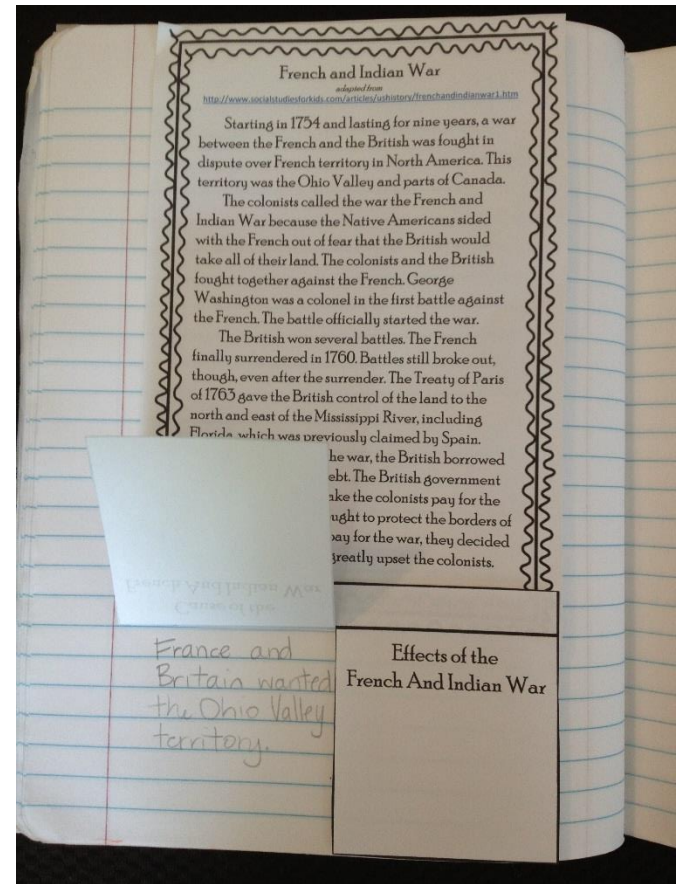
Causes of the Revolution

Table of Contents

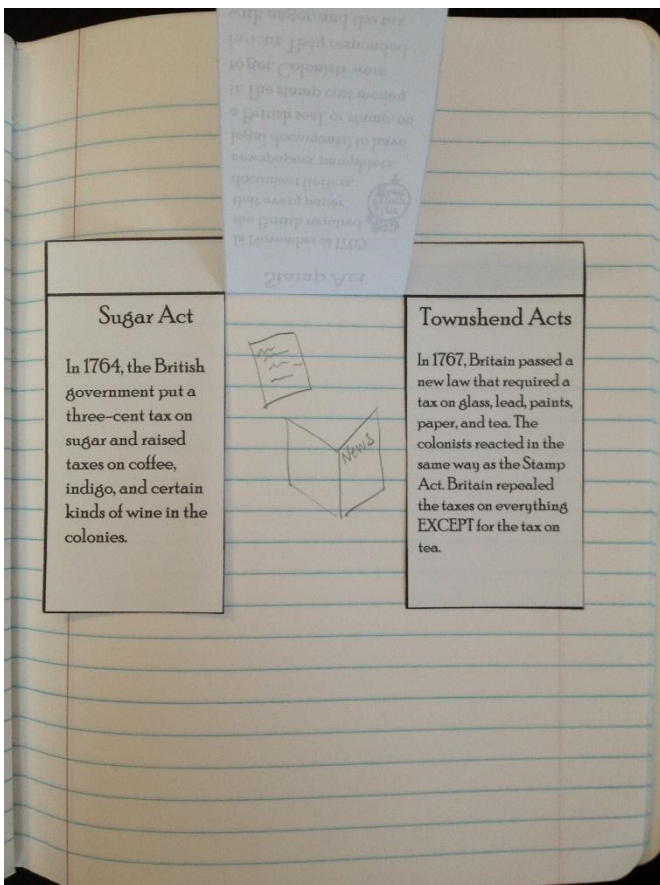
Examples and Tips on Using This Unit	pp. 3-5
Title Page/Divider	p. 6
French and Indian War Passage	p. 7
French and Indian War- Cause and Effect	p. 8
Sugar Act, Stamp Act, Townshend Acts- Draw Details	p. 9
Boston Massacre Passage	p. 10
Boston Massacre 5 Ws Pentagon	p. 11
Boston Tea Party: Tea Act, Sons of Liberty Flipbook	p. 12
Intolerable Acts Passage	p. 13
ALL Acts Comparision- Venn Diagram	p. 14
Answer Key/Suggested Answers	p. 15

This unit can be used in a notebook, or a lapbook! I like to use composition notebooks for my students so they can keep everything from the year together to use for studying for our high-stakes test at the end of the year.

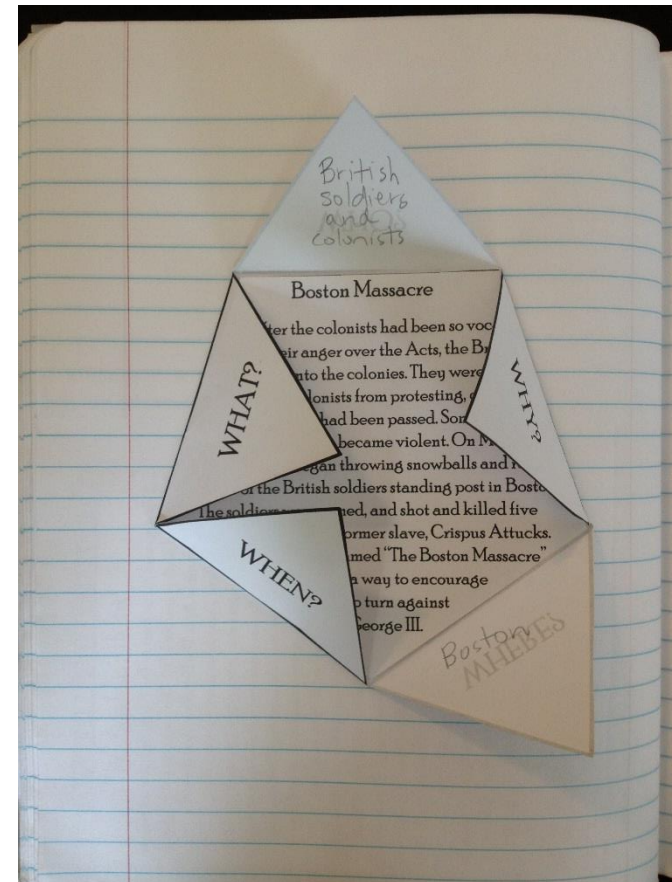
I created the passages small enough that they could fit on the same page with the foldable, but you could also have them glue the passage and foldable on two side-by-side pages to allow more room for note-taking.

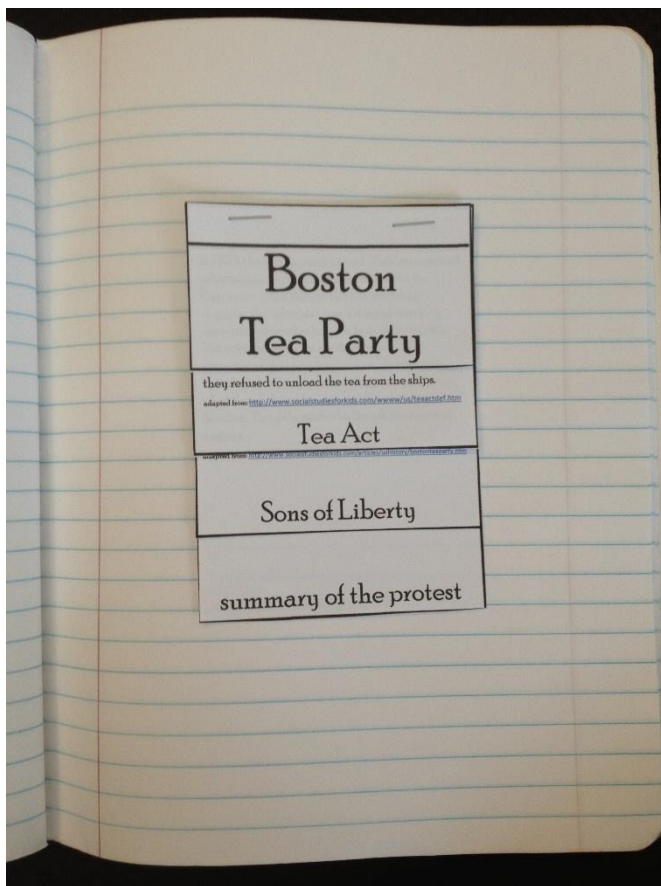


Remind students to draw or sketch the details of each Act the best they can- and labeling those sketches isn't a bad idea either.



If you turn the pentagon so that "who" is on top, the passage will fit perfectly inside.





Underlining, highlighting, or taking notes next to the flapbook is a great way to help organize their thoughts for their summary!

Again, you could glue these on side-by-side pages if you prefer to allow for more note-taking.

