

# Table of Contents

Introduction to Mentor Sentences	p. 3
Mentor Sentence Lesson	p. 4-6
Ask Questions Activity	p. 17-18
Main Idea and Details	p. 19
Character Traits	p. 20
"READ" Illustrations and Text	p. 21-22
Explain The Word Segregation	p. 23-24
Author's Purpose	p. 25-26
Supporting Reasons	p. 27-28
I Have a Dream Writing Prompt	p. 29-30

Name: \_\_\_\_\_

Trace the words and finish the sentence.

\_\_\_\_\_ is the key to the problems of the world.


Name: \_\_\_\_\_

\_\_\_\_\_ is the key to the problems of the world.

Draw a picture of your sentence.

## 2 STYLES OF IMITATION PAGES

How Can We Solve Problems?



Class \_\_\_\_\_

Year \_\_\_\_\_

## CLASS BOOK COVER

Write feelings and ideas that tell about each picture under the flap.

feelings and ideas		pushing and shoving
		saying, "I'm sorry."
		giving a high five
		kicking

Love is the key to the problems of the world.

~Martin's Big Words



\_\_\_\_\_ is the key to the problems of the world.

### Answer Key

Sort these ideas and feelings into the categories.

friendship	love	mean
hurt	sadness	happy
problem	kind	caring

good	bad
friendship	mean
love	hurt

### Name: Answer Key

Editing Assessment

Love iz the key to the problems of the world

1. Circle the 2 mistakes in the sentence. Rewrite the sentence correctly:

Love is the key to the problems of the world.

2. Sort these ideas and feelings into the categories.

friendship	love	mean	hurt
sadness	happy	problem	kind
positive	negative		



### Name: \_\_\_\_\_

Cut out the words.

Glue them in order.

\_\_\_\_\_

\_\_\_\_\_

\_\_\_\_\_



### Name: \_\_\_\_\_

Sort these ideas and feelings into the categories.

friendship	love	mean
hurt	sadness	happy
problem	kind	caring

good	bad
friendship	mean
love	hurt

### Name: \_\_\_\_\_

Editing Assessment

Love iz the key to the problems of the world

1. Circle the 2 mistakes in the sentence. Rewrite the sentence correctly:

\_\_\_\_\_

\_\_\_\_\_

2. Sort these ideas and feelings into the categories.

friendship	love	mean	hurt
problem	kind	caring	
negative			




## STUDENT ACTIVITIES

problems is Love the to the world key of the




# Martin's Big Words

## Mentor Sentence & Mentor Text Activities



### Grades 1-2



Name: Possible Answers

### Martin's Big Words

Where can we find this in the story?

There was a <b>WHITE ONLY</b> sign in Martin's hometown.	text (words) pictures (illustrations) <b>both</b>
Martin read from the Bible.	text (words) pictures (illustrations) <b>both</b>
People marched carrying the American flag.	text (words) pictures (illustrations) <b>both</b>
Martin convinced black Americans not to fight with their fists.	text (words) pictures (illustrations) <b>both</b>

© jwey 2017

Name: Possible Answers


Let's learn about the word...

# SEGREGATION

Where was segregation in Martin's Big Words?  
**Martin saw signs that said WHITE ONLY in his hometown in the Southern United States**

**Buses were segregated.**


Explain segregation in your own words:  
**possible:**  
**When people are separated because they are different, like having a different skin color.**



© jwey 2017

Name: Possible Answers

### Martin's Big Words

What was the author's purpose? 

**inform** **entertain** **persuade**

How do you know?

**The author told many facts about Martin Luther King Jr.'s life and how he helped end segregation.**

**MARTIN LUTHER KING JR.**


© jwey 2017

Name: Possible Answers

Find reasons the author gives to support this point.

Martin Luther King Jr. fought for what he believed.

- 1. Martin said "love" when others said "hate."**
- 2. Martin marched in protests for equal rights.**
- 3. Martin gave speeches to give hope and end segregation.**



© jwey 2017

Name: Possible Answers

### Martin's Big Words

Ask questions before, during, and after reading or listening to the book.

Question Before: <b>What are Martin's Big Words?</b>	Was your question answered? <b>YES</b> NO	Answer: <b>They were the words he used to help end segregation.</b>
Question During: <b>Did Martin Luther King Jr. stop when people told him to?</b>	Was your question answered? <b>YES</b> NO	Answer: <b>No, he kept working for equal rights.</b>
Question After: <b>How many days did black people stay off the bus?</b>	Was your question answered? <b>YES</b> NO	Answer: <b>They walked for 381 days.</b>

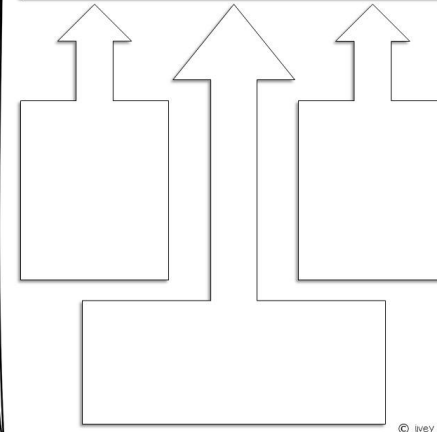


© jwey 2017

Name: \_\_\_\_\_

Give three key details that support the main idea.

## Main Idea:




© jwey 2017

Name: \_\_\_\_\_

Describe Martin Luther King, Jr.

**brave**



© jwey 2017

Name: \_\_\_\_\_

Trace the words and finish the sentence.

**I have a dream that**

Draw a picture of your sentence.



© jwey 2017

Name: \_\_\_\_\_

I have a dream that \_\_\_\_\_

Draw a picture of your sentence.



© jwey 2017